

TTL 6-A

ACTIVE THREE-WAY LINE ARRAY MODULE

DESCRIPTION

The TTL6-A is a high power, three way, active line source engineered to deliver high fidelity output for use indoors and outdoors, for medium to large spaces. TTL6-A provides all the advantages of line array technology, such as high direct sound, increased range and a uniform level distribution, with additional ease of use. It is the preferred sound set-up for stacked systems and when a wider dispersion is required. The 3-way TTL6-A line source is equipped with 2 x 12" low frequencies woofers, 4 x 6.5" midranges and a 3.0" voice coil compression driver with wave-guide for distinctive homogenous directivity. The integration of four channels of digital amplification and the advanced digital processing set a new standard for distortion, noise and thermal efficiency.



FEATURES

- RDNet remote control
- 4 x Class D amplifier, 2200 Watt total power
- Premium-quality DSP with optimized phase response
- 1.4" neo compression driver, 3.0" voice coil with a waveguide
- 4 x 6.0" neo midranges
- 2 x 12" neo woofers
- 139 dB max SPL
- Maximum output, perfect audio fidelity
- Tour grade cabinet and mechanics

TECHNICAL SPECIFICATIONS

Acoustical specifications	Frequency Response:	45 Hz ÷ 20000 Hz
	Max SPL @ 1m:	139 dB
	Horizontal coverage angle:	90°
	Vertical coverage angle:	30°
Transducers	Compression Driver:	1.4" neo, 3.0" v.c
	Midrange:	4 x 6.0" neo, 2.0" v.c
	Woofers:	2 x 12" neo, 3.0" v.c
Input/Output section	Input signal:	bal/unbal
	Input connectors:	XLR, RDNet Ethercon
	Output connectors:	XLR, RDNet Ethercon
	Input sensitivity:	+4 dBu
Processor section	Crossover Frequencies:	200 Hz - 800 Hz
	Protections:	Thermal, RMS
	Limiter:	Soft Limiter
	Controls:	Close, Linear, Far, 2x Presets
	RDNet:	Yes
Power section	Total Power:	4400 W Peak, 2200 W RMS
	High frequencies:	800 W Peak, 400 W RMS
	Mid frequencies:	1400 W Peak, 700 W RMS
	Low frequencies:	2200 W Peak, 1100 W RMS
	Cooling:	Convection
	Connections:	Powercon IN/OUT
Standard compliance	CE marking:	Yes
Physical specifications	Cabinet/Case Material:	Baltic birch plywood
	Hardware:	Pole Mount, integrated
	Handles:	2 side, 2 back
	Grille:	Steel
	Color:	Black
Size	Height:	1100 mm / 43.31 inches
	Width:	378 mm / 14.88 inches
	Depth:	468 mm / 18.43 inches
	Weight:	53 kg / 116.84 lbs
Shipping informations	Package Height:	430 mm / 16.93 inches
	Package Width:	1140 mm / 44.88 inches
	Package Depth:	520 mm / 20.47 inches
	Package Weight:	56 kg / 123.46 lbs



PART NUMBER

• **13000476**

TTL 6-A

115V

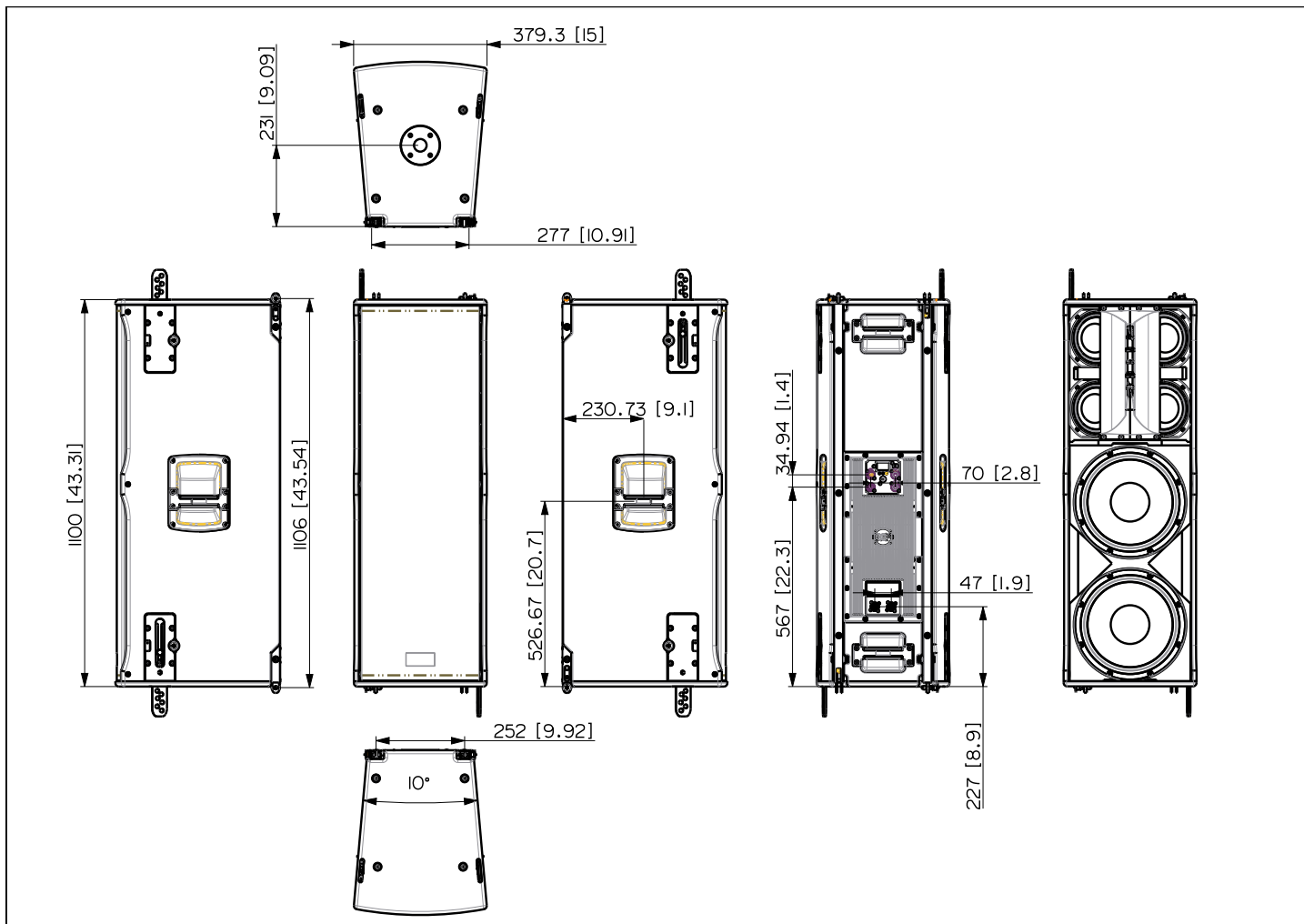
EAN 8024530013592

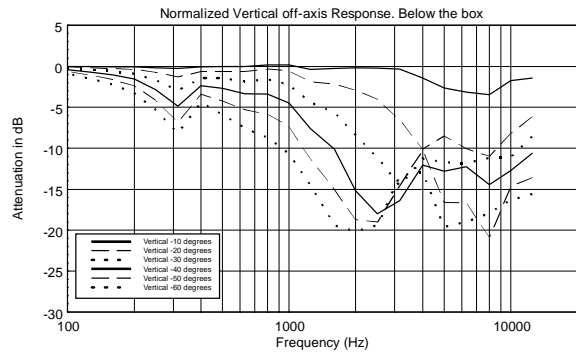
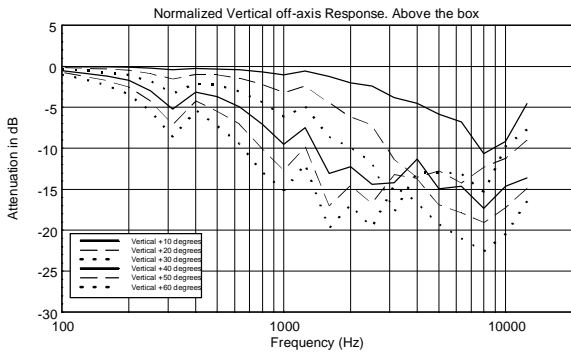
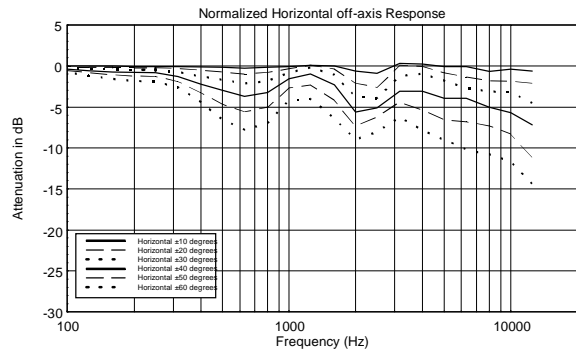
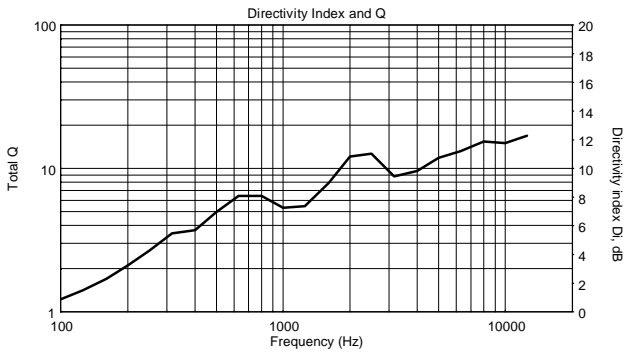
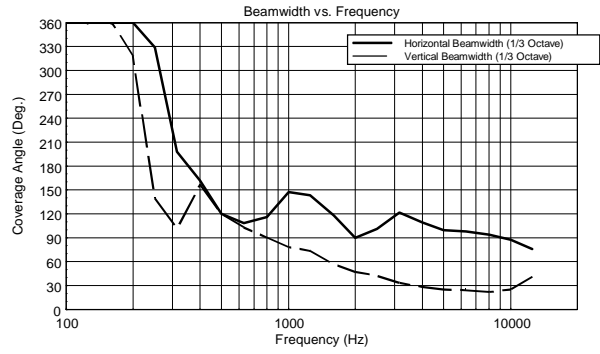
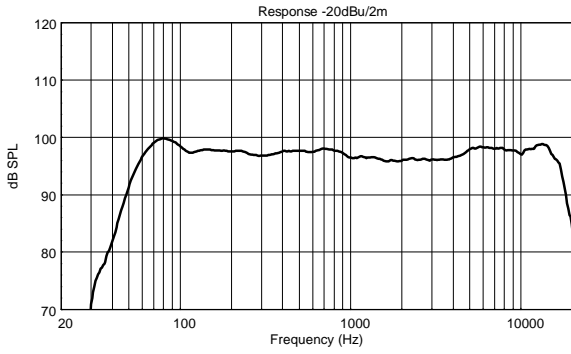
• **13000475**

TTL 6-A

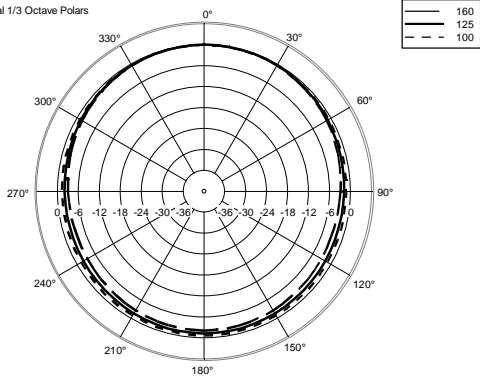
220-240V

EAN 8024530013608

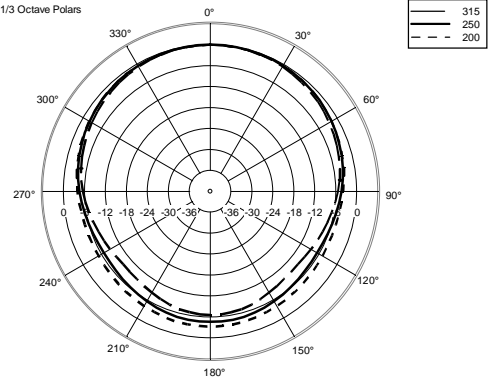




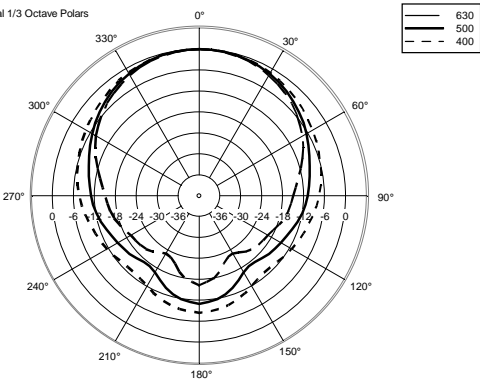
Horizontal 1/3 Octave Polars



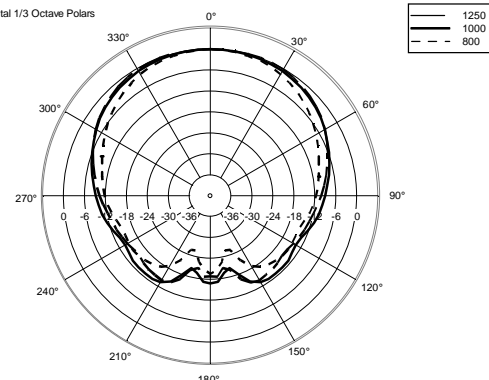
Horizontal 1/3 Octave Polars



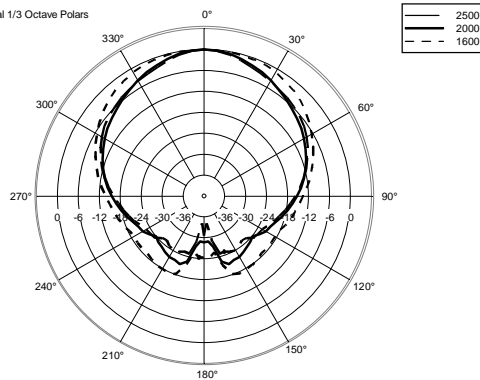
Horizontal 1/3 Octave Polars



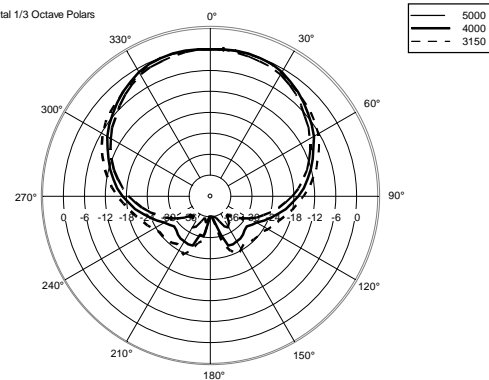
Horizontal 1/3 Octave Polars



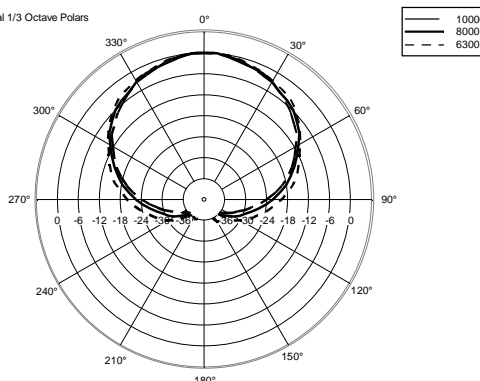
Horizontal 1/3 Octave Polars



Horizontal 1/3 Octave Polars



Horizontal 1/3 Octave Polars



Horizontal One Octave Polars

